



Sinai News

March April 2020 5780


What has been happening at Sinai College?

VALUE OF THE MONTH

Positive Attitude to Learning



Positive Attitude to Learning



VALUE OF THE MONTH

Enthusiasm

Prep /Year 1



Year 2/3




Senior Class



Purim

Purim is a joyous holiday that recounts the saving of the Jewish people. The Purim story celebrates Esther's bravery, Mordechai's wisdom and BOOOOO Haman. Purim is a community celebration that includes the reading of the Scroll of Esther, called the Megillah.

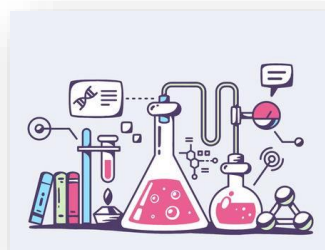

Reading the Megillah





The Science Show

The final part of a really wonderful Purim celebration was the Science show. Students were mesmerised by all the Science experiments and learnt so much.



Term 2

What a different way to start Term 2. We had a holiday of self-isolating and social distancing and staying at home. The Corona Virus had such an impact on our way of life.

Most students came back to school and it was learning as usual. Others, whose parents were able to support on-line learning had daily Zoom check in's for Davening, Jewish Studies and Music. They had 2 other daily sessions with their teachers. As was to be expected, we experienced some technical difficulties!

On line Davening

With some students staying at home and learning from home Rabi Jaffe has been conducting our morning Davening via Zoom.







Prep And Year One Learning


Our first unit was Brainwave. We learnt that our brain is special because we can use it to learn lots of new and different things every day, enabling us to gain the knowledge, skills and understanding that we will need to become successful adults. By finding out more about how we learn, and how we can improve the way that we learn, we will be better equipped for meeting the many challenges ahead of us.

We 'used our brain' and cut up a picture of a brain and made a puzzle out of it and then put it back together.



Positive Mindset







Our second unit was 'We are what we eat.'

Food plays a vital role in history and culture throughout the world because food is essential to life. By learning about the different types and amounts of food our bodies need, we can plan healthier diets and enjoy longer lives.

We started off our unit by discussing our favourite food and making our own dinner menu!

We then discussed the food pyramid and the quantities of the food that we should eat.



Time to eat! After so much discussing and learning about food it was time to eat! We each made our own fruit salad and many of us tasted different fruit for the first time! Kathy gave us delicious kosher frozen sorbet to finish off our yummy fruit salad.



In Art, we looked at the work of the Italian artist Guiseppe Archimboldo who painted portraits using fruit and vegetables.





Hailey



Yasmine



Avraham



Rebecca



James



Itamar



Raph



Hiram



Raph5



Our works of art based on the Italian artist ...

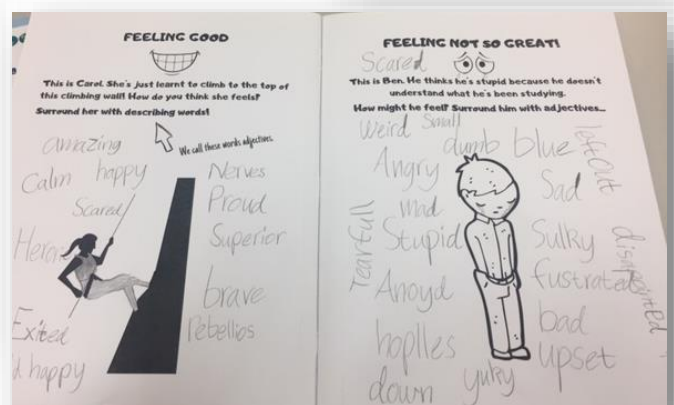

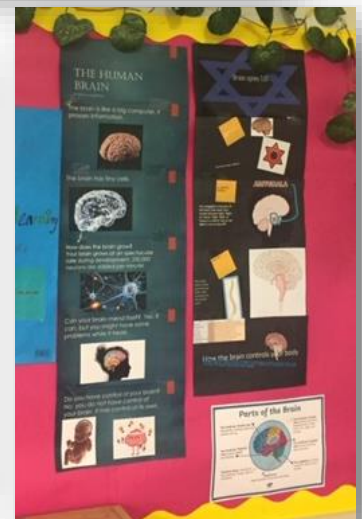


Giuseppe Arcimboldo

He created imaginative portrait heads made entirely of objects such as fruits and vegetables.

Year Two And Three Learning

Brainwave


In this unit we explored the many different ways in which our brains can learn and the importance of practice when learning a new skill. We did some comparisons between our experiences of learning in Australia with many different countries that students in year 2 and year 3 have connections with including Israel, South Africa and Fiji. We learnt the importance of having a growth mindset and how positive thinking can help us succeed with any task we attempt. We learnt about how the brain works as well as learning how to look after our brains. The students also learnt many new interesting facts about the human brain.





Land, Sea and Sky

This was our second unit for the term. We started this unit off with an exciting underwater adventure at Sea Life on the Sunshine Coast. To consolidate our learning about sea habitats, we researched underwater habitats and specific animals that are found in these habitats and then created a model habitat with an accompanying description of the learning that went into its development and creation. We also created model habitats and PowerPoint presentations to show our learning and understanding of land and sky habitats.

Some of our other learning throughout this unit included the many special adaptations animals need and have to survive in their different environments. What a food chain is, the flow of energy and the difference between producers and consumers. We also learnt how to classify animals into vertebrates and invertebrates and then further classify them into their subgroups. We investigated the different types of soil around our school and then matched up our findings with the different soil characteristics to decide which kind of soil each was as well as learning about why different soils are suited to different environments. The students have approached their learning with great enthusiasm throughout this entire unit and can be so proud of all the work that they have produced.




Sea cucumbers get oxygen from 2 gills out of their bottom, so they breathe by getting water in and out of their bottoms. Gloriyah and Harper


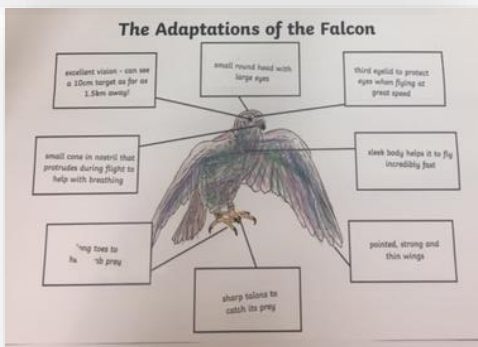




Puffer fish's skin is elastic like a balloon or rubber. It needs to be able to stretch so that it can puff up to scare off bigger predators. It also spikes that have poison in them. It has these so that if a bigger animal wants to eat it, it can puff up and poison the bigger animal. Rivka and Eliana



Penguins have thick layers of fat to keep them warm and their feathers are squished together tightly to keep them warm. Penguins have webbed feet to be able to swim very fast in case another animal is trying to eat them. Penguins have high temperatures to allow them to keep active. Basya and Daniel





Literature study

At the end of term 1 we also completed our first literature study- Roald Dahl's *Charlie and the Chocolate Factory*. We concluded this study with a fabulous chocolate inspired movie party. We watched the 1971 movie *Willy Wonka & the Chocolate Factory* and had some lovely kosher chocolate and treats- Thank you Kathy and Mrs Jaffe! After the movie we did a comparison between the book originally written in 1964 and the 1971 movie. We finished the party off with a range of different Charlie and the chocolate factory literacy inspired activities. Our new literature study is the BFG and we are thoroughly enjoying the BFG's interesting and amusing approach to the English language.

Daniel Zallia

Charlie and the Chocolate Factory Book vs. Film

L.O. I can compare a story book with a film version and give clear reasons to support my opinions.

	Characters/ Setting	Problem/ Resolution	Use of Language	Moral or Message	I liked... because...
Charlie and the Chocolate Factory book by Roald Dahl 1964	Augustus Gloop, Veruca Salt, Mike Sweets, Charlie Bucket	Augustus Gloop falls in the chocolate river, Veruca Salt is sent to bed, Mike Sweets is sent to bed, Charlie Bucket wins the golden ticket	the book has more descriptive language	"not be a brat - don't be scared to be kind"	It was funny and interesting
Charlie and the Chocolate Factory film by Tim Burton 2005	Augustus Gloop, Veruca Salt, Mike Sweets, Charlie Bucket	Augustus Gloop falls in the chocolate river, Veruca Salt is sent to bed, Mike Sweets is sent to bed, Charlie Bucket wins the golden ticket	the movie has more expressive language	to not be a brat - don't be scared to be kind	It was funny and interesting












Senior Class Learning

The Senior class spent the first term learning about the brain, developing a positive mindset strategy wall and completing a unit on extinct and endangered animals.

The class was involved in several collaborative research projects learning about Australian animals. We also developed persuasive writing samples to help protect the rock wallaby.

To begin Term 2 we are looking at the First Fleet.





Term 2 - Music and Instrumental

This term all students will be studying a Kaboom percussion unit using body percussion, cups, sticks and buckets. Kaboom is an incredible program I have used before and the kids just love it! It is also a very useful program to use during our current contact and spacing restrictions.



Instrumental music lessons have started this week! All instrumental families will receive an invoice for 8 weeks this term. First week I spent catching up students that missed out on lessons from last term and next Monday is a public holiday. For any students that are still owed lessons and are home learning they will complete these catch up lessons when they return to school. As you can imagine the timetable is little more complicated at the moment so don't worry if your child does not have their lesson on their usual day. I am working with the classroom and specialist teachers to make sure everything runs as smoothly as possible and will keep you informed if any lessons are missed.

Thank you for your patience last week with my zoom technical errors! This week it is back up and running. It was so nice to connect with the students working from home on Wednesday!

For choir this term we have started a new song called 'Hope' by the fountain heads they are a Jewish music group that compose some amazing upbeat songs. If you have spare time have a listen at home and sing along ☺

Feel free to email me anytime with questions about either the classroom or instrumental program.

Looking forward to seeing you all soon!

Yours musically,

Mrs Tassan





Anzac Day



As this year was a little different commemorating Anzac Day, the students and teachers felt it was important for us to pay respect by creating an Anzac poster to hang on our door, in a window, or at the letterbox. They were very creative in making an Anzac wreath and hopefully you all got the chance to commemorate at home in your own way.



Yom Ha'atzmaut

Independence Day (Hebrew: העצמאות יום Yom Ha'atzmaut, "Day of Independence") is the national day of Israel, commemorating the Israeli Declaration of Independence in 1948.





72



We celebrated Yom Ha'atzmaut at school with a delicious chocolate spread pita bread. Children made Israeli flags and we did various activities learning about Israel..



Ross Vasta MP, visited us on Yom Ha'atzmaut and gave us a new Australian flag. In return, we gave him an Israeli flag.



Important Dates:

Monday, May 4- Labour Day Public Holiday. Sinai College closed.

Friday, May 29- Shavuot. Sinai College closed.

Term 2 Exit Point: Information and structure will be announced closer to the end of term.

Semester One Reports: Handed out Friday, June 26

Last day of Term 2- Friday, June 26