



Sinai News

Term Three 2021

5782

What has been happening at Sinai College?

VALUE: Getting along with each other and putting aside our differences

16.07.2021



Davening



23.7.2021



Davening



30.07.2021



Davening



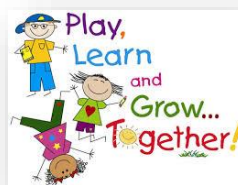
06.08.2021 Online learning

VALUE: Co-operation

13.8.2021



20.8.2021



PLEASE
ACCEPT
MY APOLOGY

VALUE: Forgiveness

3.9.2021



Davening



10.9.2021

Davening



FORGIVE

17.9.2021

Davening



Congratulations to all the students who received certificates this term.



Visit from the Community Police Liaison Officer



On Friday 16 July Officer Ricky Lashand came and spent time with the students and explained their role as Community Officers. He also presented a certificate to Raphael Widesin Year Two for being the 'student of the month'. His commendation was for consistently being a supportive friend, a great role model to others and applying himself to all areas of his schoolwork.



On Friday 20 August Officer Ricky Lashand came back to Sinai and discussed the importance of cyber safety with the students. He also presented a certificate to Josie Raniga in Year Six for being the 'student of the month'. Her commendation was for consistently being a supportive friend, a great role model to others and applying herself to all areas of her schoolwork.



On Friday 20 August Officer Ricky Lashand came for his final visit of the term to discuss and teach students about road safety. He also presented a certificate to Dallin Barton in Prep for being the 'student of the month'. Dallin's commendation was for always being a kind, courteous, co-operative and inclusive member of our school.



Online Learning


Week Four saw a change in our learning as we went into lockdown. Book packs were delivered to students and they continued their learning via Zoom. A sincere thank you to the parents who kept their children at home in accordance with the Premiere's requests. The students performed incredibly well and can be very proud of themselves.



Book Week



In Week Seven we celebrated Book Week. Students had the opportunity to select books to add to their personal book collections. Unfortunately, we had a huge downpour of rain, this however did not dampen the spirits and we held a very colourful Book character dress-up parade in the Prep and Year One room.



Making a shofar

Students were given the opportunity to sand and varnish their very own shofars for Rosh Hashanah.

Making of a shofar. Danny Raniga Year Six

You first drill a hole in the thin part of the horn. After drilling a hole into the horn, we get a shorter and thicker drill to widen the hole. We then get some paper, fold it to represent a rectangle and scrub the horn only on the outside. Blow away any dust particles. When it is pretty smooth, put a pair of gloves on and dip your finger in some varnish and rub the shofar until it is smooth and sticky. Leave to dry and wait for some time.



Visit from the Fire Department for Prep and Year One Students.

Firemen from the Capalaba Fire Station presented a lesson on fire safety to the Prep and Year One students. They were given the opportunity to see all the equipment on the fire truck and experienced holding the fire hose and spraying water. Great fun was had by all.



Rosh Hashanah

6-8 September

Rosh Hashanah ראש השנה, literally means "head of the year", it is the Jewish New Year. Rosh Hashanah is a two-day celebration that begins on the first day of Tishrei, which is the seventh month of the ecclesiastical year.



Yom Kippur

15-16 September



Yom Kippur is the "Day of Atonement" in the Jewish religion. The day is set aside to "afflict the soul," to atone for the sins over the past year. The purpose of Yom Kippur is to atone with God for sins committed against Him. Yom Kippur is observed for a 25-hour period, beginning at sundown, by refraining from work that is prohibited on Shabbat, plus eating or drinking; bathing; anointing the body with oil or perfume and wearing leather shoes.

Jewish Studies and Hebrew Mrs. Jaffe

During Term 3 we covered many different topics and created some interesting pieces of work.

We learnt about the history of the Bet Hamikdash-Temples in Jerusalem and the reasons for their destruction. We discussed how behaviour towards one another plays an important role to the world around us. We tried our hand at coffee art, painting beautiful pictures of the Kotel-Western Wall in Jerusalem and discovered how many different shades can be created with adding different amounts of water to the coffee granules.

In the lead up to the Yamim Naroim-High Holy Days, we learnt the importance of reflecting on our past year and what asking forgiveness really means. How Hashem always listens and forgives.

We learnt about the important mitzvah of Rosh Hashana-New Year, hearing the Shofar, and the many different customs among them, dipping apple in honey, eating round challah, and what each custom symbolises.

Yom Kippur-Day of Atonement, brought us to the story of Yona and the big fish, we learnt why this Torah story was chosen as the afternoon reading on Yom Kippur

We are looking forward to Sukkot and Simchat Torah, the festivals that are filled with much Simcha-joy and can't wait to dance with the Torah in Shul on the 28th -29th September, Chag Sameach!



Getting ready for Simchat Torah



Art

Mrs. Byron



Art in Term Three was all about the Olympics games. We observed and researched the branding of the event over the years and created a new branding using different materials such as clay, acrylic paints, colored pencils and markers. We made Mascots and clay medals and talked about victories and motivation. The children shared personal stories, which connected them to the work. We ended the term with Rosh Hashanah. We looked at the art of graffiti and collage and created placemats for Rosh Hashanah's dinner table. It was a colorful and an interesting term, where we were exposed to many materials and relevant topics.



Music

Ms. Fung

In Term 3, all students learnt the song *Lighting up the Flame* as part of their IPC music unit relating to the Olympic Games. The song included themes of hope, peace, love, change and freedom. The whole school choir will be performing the song at Exit Point.

Preps and Year 1s grew their knowledge of basic rhythm notation. They are able to read simple rhythms without teacher demonstration. Students described music in terms of the tempo (speed), dynamics (volume) and contour. We had fun playing musical games to develop students' ability to repeat melodies through singing and percussion playing.

Year 2 and 3 students were introduced to the concept of scales and Solfege hand signs. Students are able to show melodic contour through these hand symbols representing the high and low pitches. We played a musical detective game where students differentiated between crotchets and quavers, and high and low pitches. It was an engaging way to activate their music listening skills.

The senior class used Solfege hand symbols to understand the relationship between notes on a scale. Students learnt about harmony and how to harmonise on a given note. Ukulele chords were learnt and students had fun playing on the instruments. The Year 4's and 6's started to work on more complex and longer rhythm dictation. Additionally, the students improved their fluency in note reading.



International Primary Curriculum

Prep and Year One. Mrs. Canning

Olympics: Bringing Home Bronze.

The Olympic Games are a global celebration of sport and achievement that brings together people from all around the world.

It was with much excitement that we started our unit with a discussion on what we knew about the Olympics. This presented quite a challenge as many students did not know what the Olympics were. We watched some amazing videos of past summer and winter Olympics and were absolutely fascinated by the speed, skill and commitment of the athletes. We completed a sorting activity of which sports are held in the summer Olympics and which are held in the winter Olympics. We learnt about the many different countries that participate in the Olympics and focussed on countries which are relevant to our class namely: Australia, Israel, South Africa, New Zealand, Taiwan, Belgium, Germany, Colombia, Papa New Guinea, China, Brazil and Japan.

We designed and made our own medals for the 2032 Brisbane Olympics. We drew an indigenous Australian animal on our medal and made a gold, silver and bronze medal which we hung around a photo of ourselves. We made the two Tokyo Olympic mascots. Miraitowa was the official mascot of the Tokyo Olympics, and it comes with surprising powers the athletes can only envy. Someity's pink design was inspired by cherry blossoms.

Mrs Kiyomi Baladi brought her first-hand knowledge to this unit and she taught us so much about the host city Tokyo and her homeland, Japan. Armed with all this amazing knowledge, we made posters using the information that she taught us. We made and decorated traditional Japanese lanterns.

Mr. Bruce and Ms. Sulana collected the stickers from Woolworths for us and we made a poster using the stickers and found out if the Olympians had won medals in the 2020 Olympics.

We watched the Olympics for a few minutes every day and completed a tally chart of the medals that our countries of interest won. After we watched the Olympics, we discussed the characteristics that an Olympian needs and completed a mind map with our views. We discussed how we could incorporate these characteristics into our daily lives and in our play. We discussed how the athletes in the Paralympics show how we should never give up!

We learnt what the colours on the rings mean, learnt about the continents and completed a map of the world.

Our unit ended with us drawing the cauldron for the 2032 Brisbane Olympics.





Year Two and Three. Ms. Canning

Olympics- Success with Silver

Almost three millennia after it was first ignited, the Olympic flame is burning brighter than ever. This unit introduced children to the evolution of the Olympics over time, from its humble beginnings in Ancient Greece to its current status as a global celebration of human achievement. It's time to seek success with silver.

What a fun and exciting unit this has been. We started our learning off by researching the ancient Olympics games, which we then used later on in the term to create a PowerPoint presentation. We presented our learning to our peers with confidence and enthusiasm. Many of us had never created a PowerPoint presentation before.

We spent a few lessons watching live Olympic events, learning about a huge variety of sports, many of which were completely new to some of us. After watching a few events we investigated Australian Olympians both past and present and then researched Olympic Athletes who were competing in Tokyo and had won an Olympic medal.

We had the amazing privilege of learning from our very own Ms. Kiyome who taught us all about her home country- Japan. We then used this as a platform for our independent investigations comparing Japan, the current Olympic host country with our home country Australia.

Throughout the Olympics we kept a record of the medals being won by countries which we as a class feel an association with. Some of the countries we followed were, Australia, Israel, South Africa, Tonga, France and Japan to name a few.

Next, we created pamphlets promoting the 2024 Olympic Host City- Paris. We were able to use our knowledge from our Term 1 unit, Bienvenue en France as a starting point for this activity.

We concluded our learning about the Olympic games by doing one final research task, working in pairs, we investigated a topic related to the Olympic games, some of us investigated the Olympic Flag, others the Olympic Oath, some the Olympic Rings and others the Opening and Closing ceremony.

Following this we jumped into learning about the Paralympic games. We learnt a little of the history of the games and investigated some of the sporting events included in the Paralympics. We then focused our learning on sitting volleyball, one of the Paralympic events. After learning a bit about the event's history and rules, we went out to the tennis courts and had a go playing sitting volleyball.


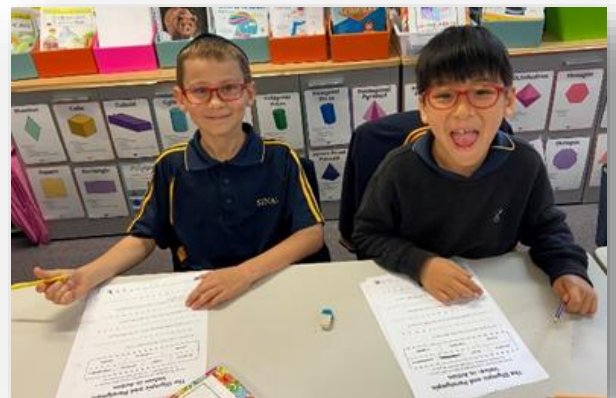
We kept a tally chart record of some of the countries competing at the event and were blown away by how well some countries were doing.

Following this we explored the Values of the Olympics and Paralympics. We had a whole class lesson about the values and then completed an independent activity matching the value to its meaning. To conclude our learning on the values we then worked in groups explaining what the values mean to us and ways which we can show these values in our everyday lives.

We finished off the term by creating a vibrant picture of the Olympic flame using oil pastels.

We have worked incredibly hard this term, not only have we learnt the content of the unit, but we have demonstrated so many of the values which underpin our IPC learning. We have persevered through challenging tasks and have worked through differences with our peers and learnt ways to work cooperatively and compromise. We've had yet another fantastic term of learning and development.





Year Four and Six. Mrs. Randell

Going for Gold: The Olympics

The Olympic Games is a global celebration of sport and achievement that aim to promote the values of friendly competition, peace and joy. As with every competition, not everyone can be a winner. In year 4 & 6 during history we found out about some of the controversies that have affected past Olympics by doing news reports on past events. In art and technology, we designed a logo for our school Olympics team using lots of colours. We also made our own mascot's out of clay for our Olympic teams. During physical education we learnt about Fair Play and sportsmanship by doing a role play portraying good vs bad sportsmanship at the Olympics, and we even did a visually impaired Paralympic 100m obstacle course. For our international lesson we discovered the impacts of the Olympic Games on the host country/city. We learnt more about Africa and South America as countries. We ended off the unit doing a presentation on our chosen Olympian. The presentations were a huge success. The students are really starting to get the hang of presenting using ICT and posters.



Exit Point



EXIT POINT



Exit Point



Happy Holidays!



Chag Sukkot Sameach

20-21 September



Sukkot is a weeklong Jewish holiday that comes five days after Yom Kippur. Sukkot celebrates the gathering of the harvest and commemorates the miraculous protection G-d provided for the children of Israel when they left Egypt. We celebrate Sukkot by dwelling in a foliage-covered booth (known as a sukkah) and by taking the "Four Kinds" (arba minim), four special species of vegetation.

The symbols of Sukkot

The arba minim, (four species) are recognizable symbols of Sukkot. They are the etrog (looks like a large bumpy lemon), lulav (palm branches), hadasim (myrtle branches) and aravot (willow branches). The term lulav is often used to refer to the palm, myrtle and willow branches all together.



Simchat Torah

27-28 September

Simchat Torah falls on the last of the two days *yom tov* at the end of Sukkot, on the 23rd day of Tishrei. It is the festival where Jews finish reading the Torah and start again from the beginning. Its name means 'Rejoicing of the Torah'

Term Four starts on:

Wednesday 6 October 2021

